

Report No.: 1

Test Time: 2018/8/25 10:41

## Luminaire Property

Luminaire Manufacturer:  
Luminaire Description: 15W  
Current: 0.071 A  
Power Factor: 0.936

Voltage: 220 V  
Power: 14.56 W

## Photometric Results

CIE Class: Direct  
Measurement Flux: 1260.6 lm  
Downward Ratio: 100%  
Horizontal Diffuse Angle(50%): H22.4  
Vertical Diffuse Angle(50%): V22.1  
Luminaire Efficacy Rating (LER): 86.63  
Max. Intensity: 2470.98 cd  
S/MH(C0/C180): 0.38

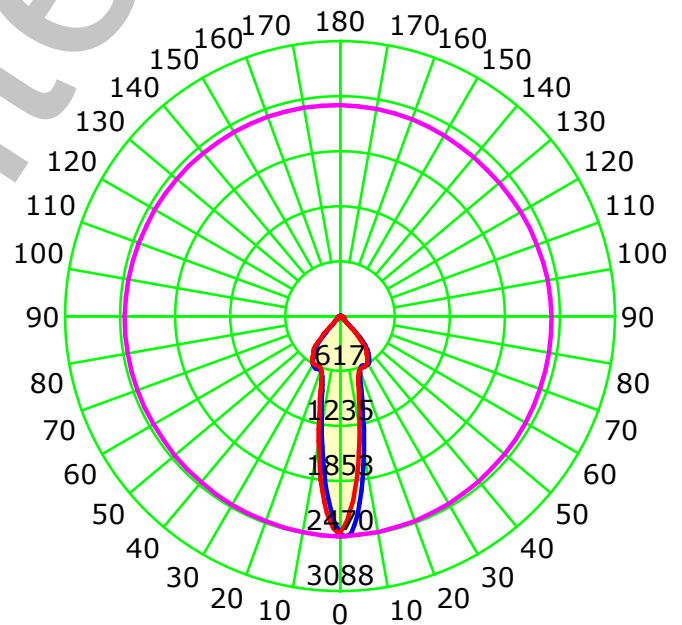
Total Rated Lamp Lumens: 1260.6 lm  
Efficiency: 100%  
Upward Ratio: 0%

Central Intensity: 2445.13 cd  
Pos of Max. Intensity: H0 V1  
S/MH(C90/C270): 0.37

Picture Of Luminaire



Luminous Intensity Distribution Curve



Unit: cd

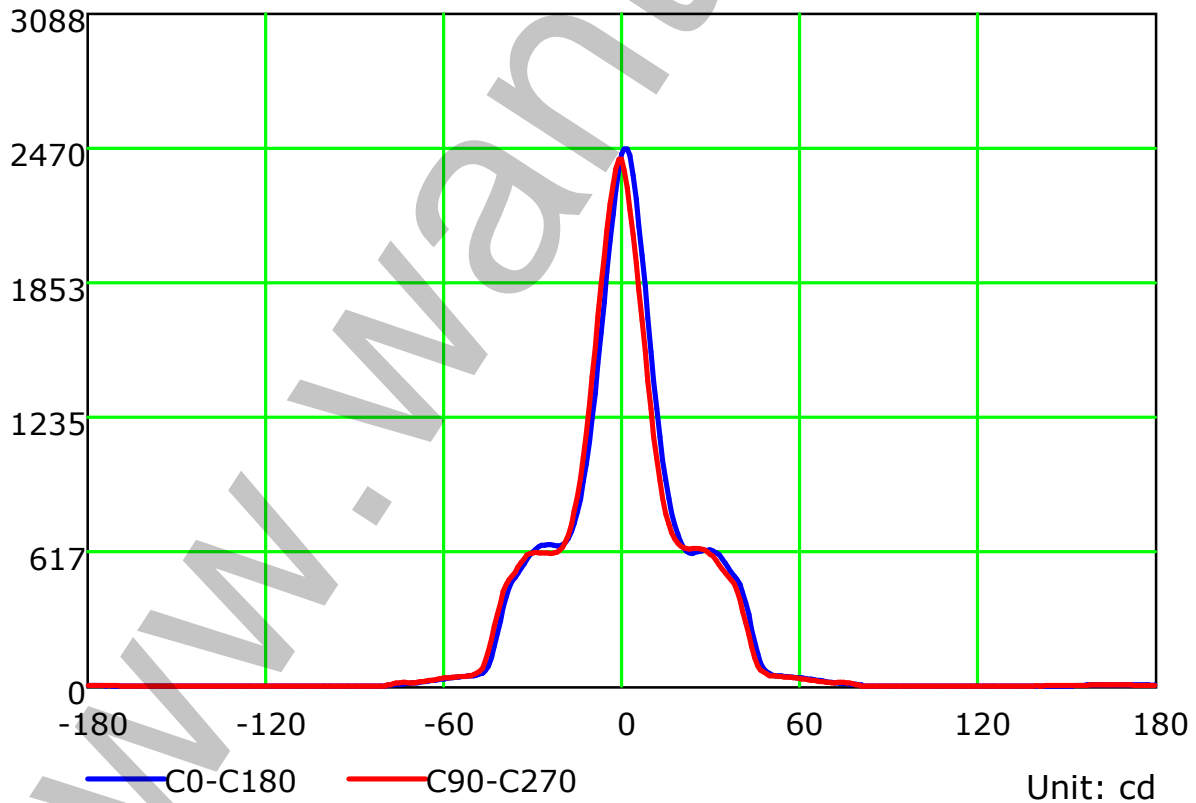
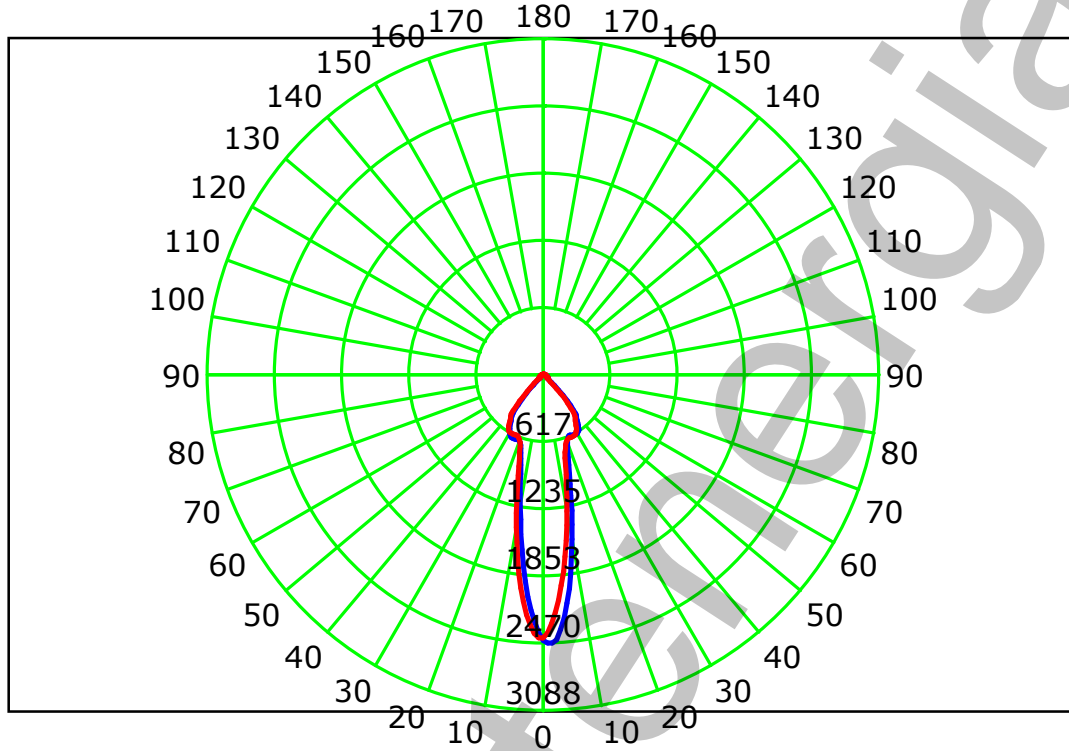
Average Diffuse Angle(50%): 22.2°

— C0-C180 — C90-C270 — G1

C Plane (°):0.0-360.0: 45.0  
Test Lab: Inventfine instruments  
Test Type: TYPE C  
Temperature: 26  
Operator: Jacky tang

Gamma Plane (°):0.0-180.0:1.0  
Test Device: GPM-1800B  
Distance: 7.991 m  
Humidity: 58  
Inspector:

## Luminous Intensity Distribution Curve



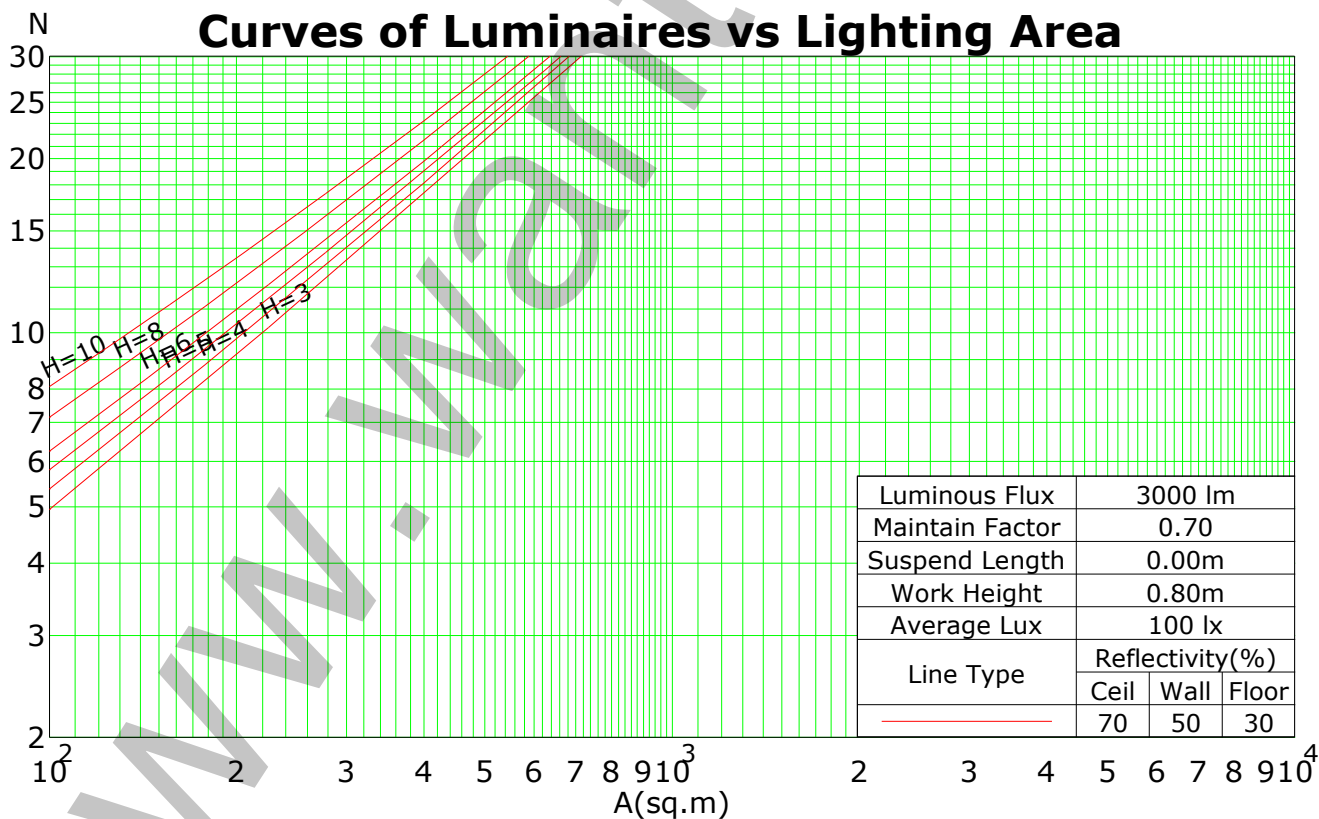
C Plane (°):0.0-360.0: 45.0  
Test Lab: Inventfine instruments  
Test Type: TYPE C  
Temperature: 26  
Operator: Jacky tang

Gamma Plane (°):0.0-180.0:1.0  
Test Device: GPM-1800B  
Distance: 7.991 m  
Humidity: 58  
Inspector:

## Coefficients Of Utilization - Zonal Cavity Method

RC	0.8	0.8	0.8	0.8	0.7	0.7	0.7	0.7	0.5	0.5	0.5	0.3	0.3	0.3	0.1	0.1	0.1	0
RW	0.7	0.5	0.3	0.1	0.7	0.5	0.3	0.1	0.5	0.3	0.1	0.5	0.3	0.1	0.5	0.3	0.1	0
RCR	RF = 0.2																	
0	119	119	119	119	116	116	116	116	111	111	111	106	106	106	102	102	102	100
1	113	110	107	104	110	108	105	103	103	101	100	100	98	97	96	95	94	92
2	106	101	97	93	104	99	95	92	96	93	90	93	90	88	90	88	86	84
3	100	93	88	83	98	92	87	83	89	85	81	87	83	80	84	81	79	77
4	95	86	80	76	93	85	79	75	83	78	74	81	77	73	79	75	72	71
5	89	80	74	69	88	79	73	69	77	72	68	76	71	67	74	70	67	65
6	84	75	68	64	83	74	68	63	72	67	63	71	66	62	69	65	62	60
7	80	70	63	59	79	69	63	59	68	62	58	67	62	58	65	61	58	56
8	76	66	59	55	75	65	59	55	64	58	54	63	58	54	62	57	54	52
9	72	62	55	51	71	61	55	51	60	55	51	59	54	51	58	54	50	49
10	69	58	52	48	67	58	52	48	57	51	48	56	51	48	55	51	47	46

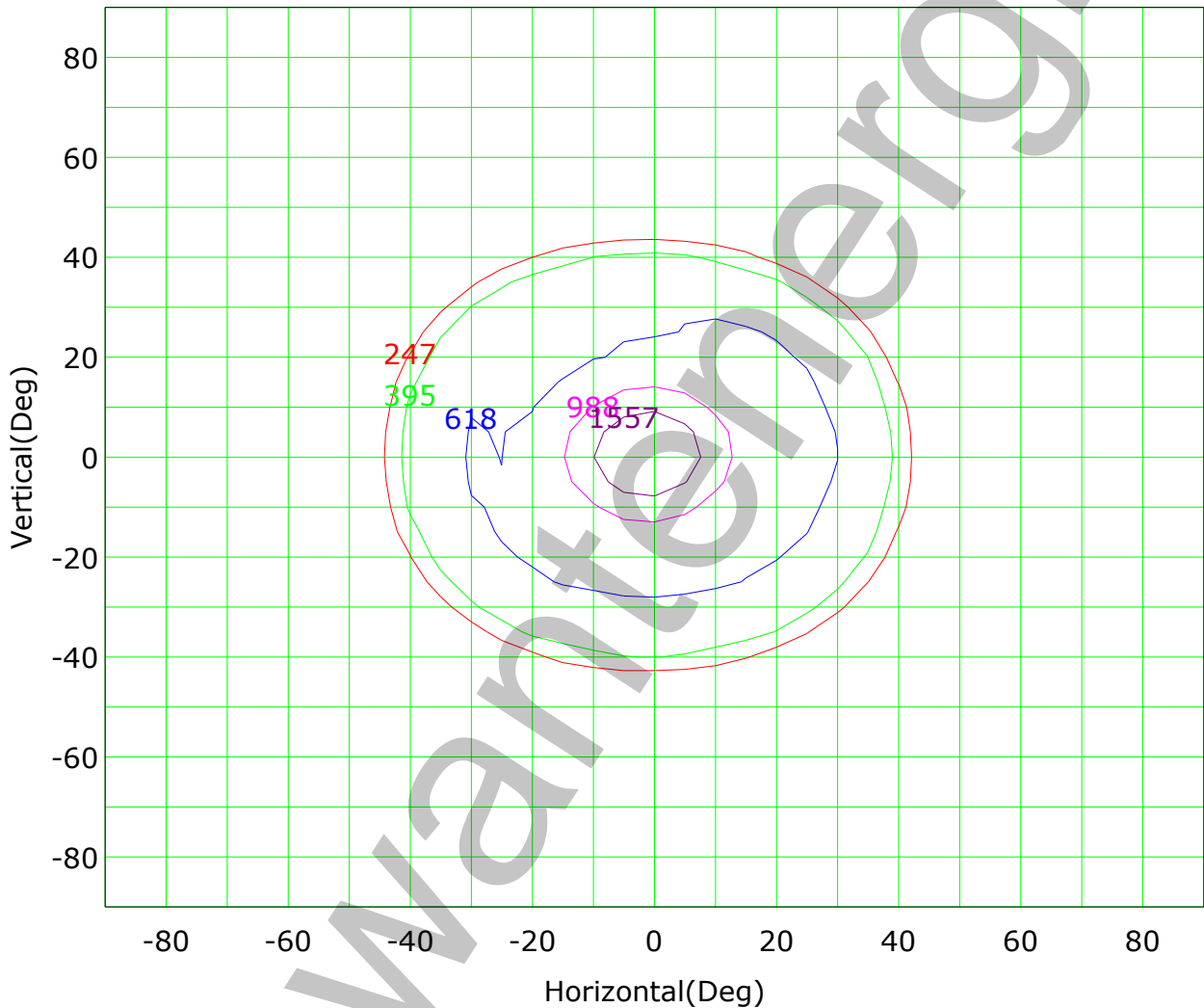
Spacing Criteria (0-180): 0.38  
Spacing Criteria (90-270): 0.37  
Spacing Criteria (Diagonal): 0.45



C Plane (°):0.0-360.0: 45.0  
Test Lab: Inventfine instruments  
Test Type: TYPE C  
Temperature: 26  
Operator: Jacky tang

Gamma Plane (°):0.0-180.0:1.0  
Test Device: GPM-1800B  
Distance: 7.991 m  
Humidity: 58  
Inspector:

## Isocandela (rectangle)



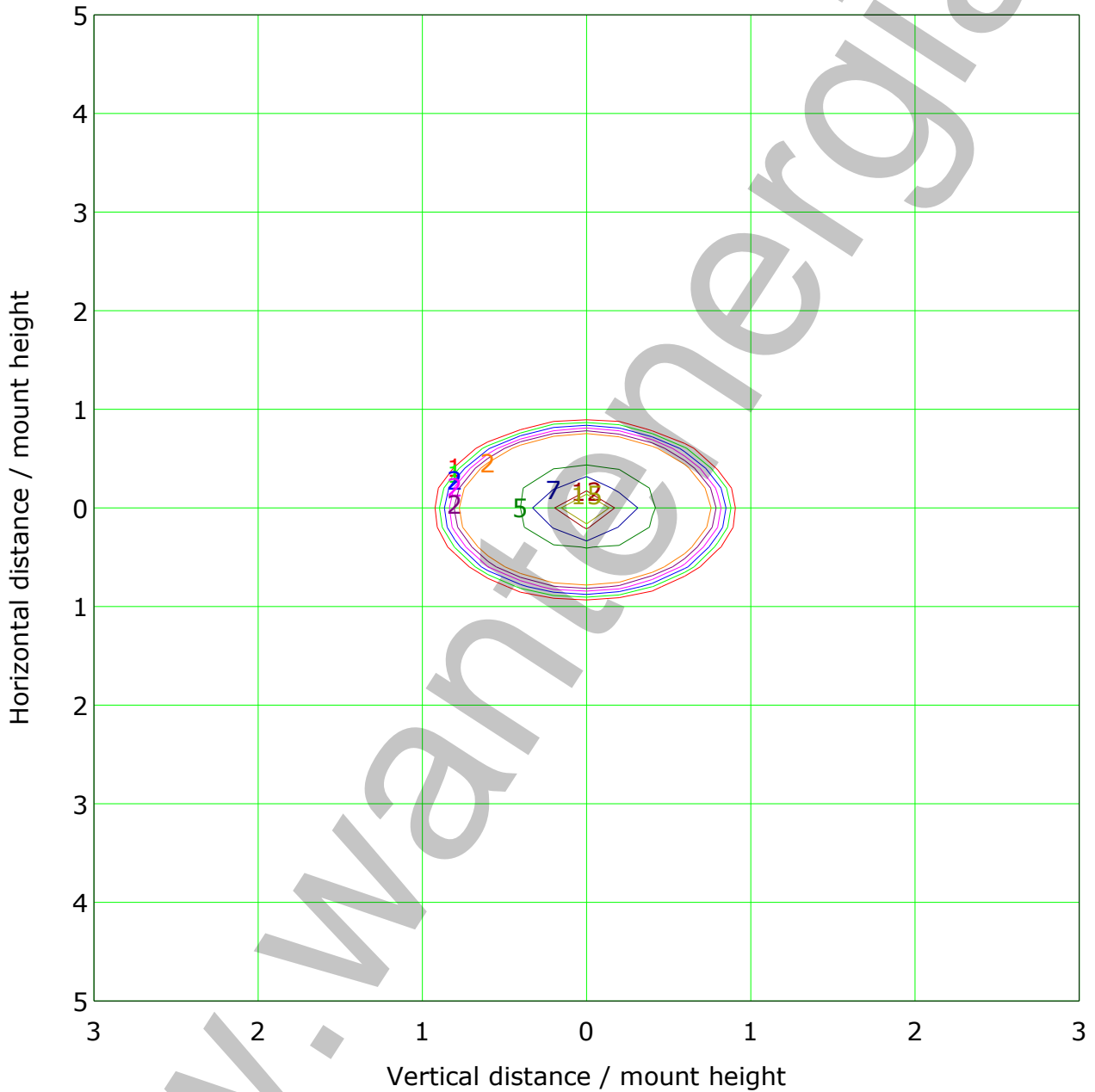
Imax (100%): 2471 cd

— ( 10%): 247 cd	— ( 16%): 395 cd
— ( 25%): 618 cd	— ( 40%): 988 cd
— ( 63%): 1557 cd	— (100%): 2471 cd

C Plane (°):0.0-360.0: 45.0  
Test Lab: Inventfine instruments  
Test Type: TYPE C  
Temperature: 26  
Operator: Jacky tang

Gamma Plane (°):0.0-180.0:1.0  
Test Device: GPM-1800B  
Distance: 7.991 m  
Humidity: 58  
Inspector:

## IsoLux Plot



Mounting Height: 10.0m    Max Lux(100%): 24.7 lx

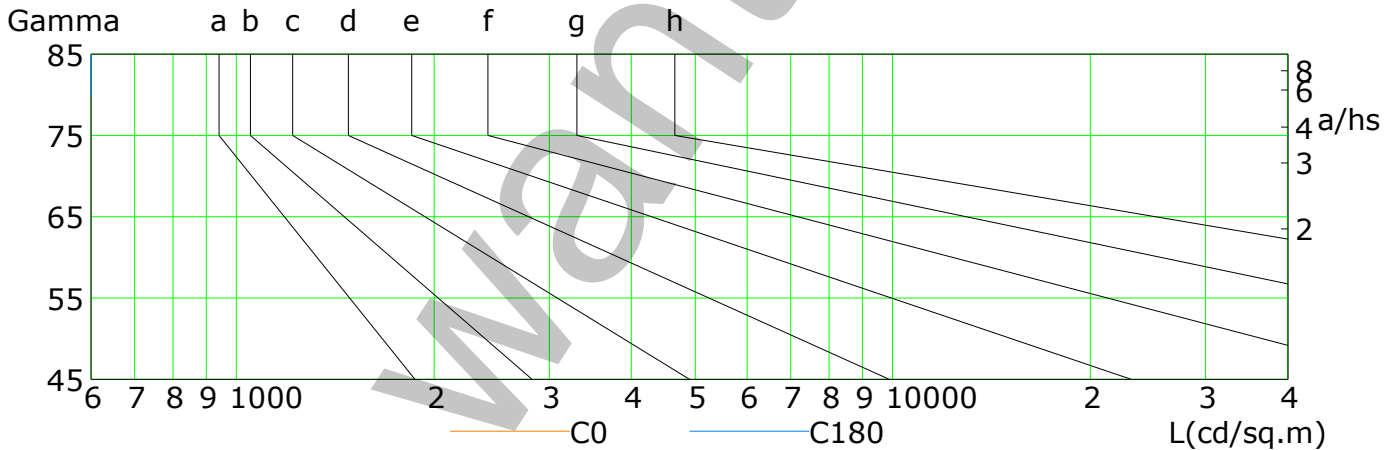
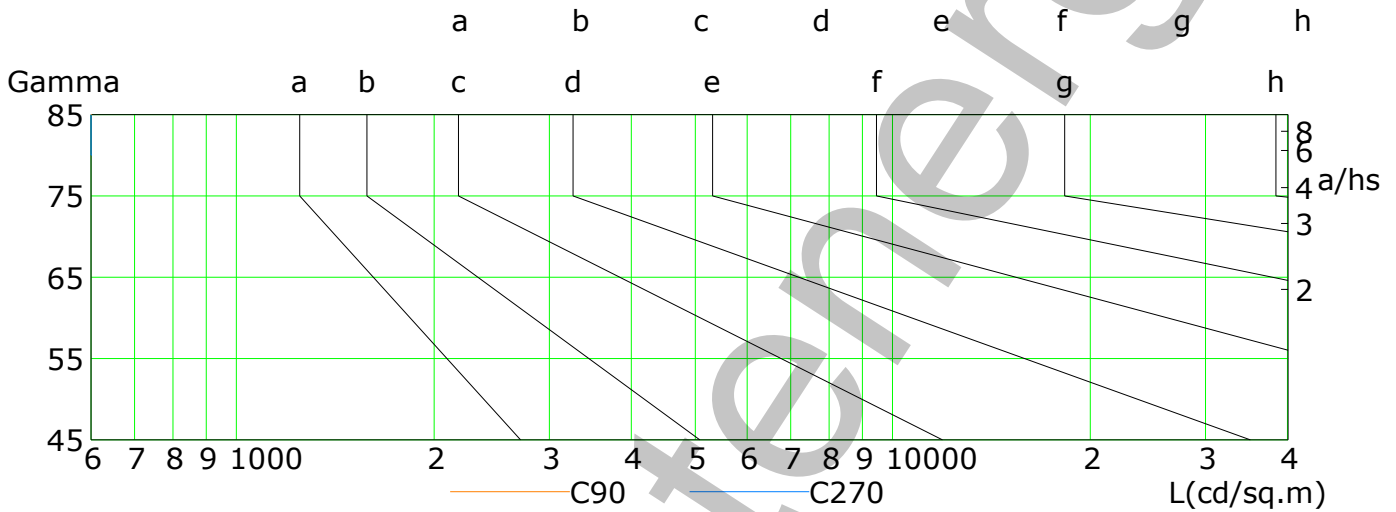
— ( 5%): 1.2 lx	— ( 6%): 1.5 lx
— ( 7%): 1.7 lx	— ( 8%): 2.0 lx
— ( 9%): 2.2 lx	— (10%): 2.5 lx
— (20%): 4.9 lx	— (30%): 7.4 lx
— (50%): 12.3 lx	— (60%): 14.8 lx

C Plane (°):0.0-360.0: 45.0  
Test Lab: Inventfine instruments  
Test Type: TYPE C  
Temperature: 26  
Operator: Jacky tang

Gamma Plane (°):0.0-180.0:1.0  
Test Device: GPM-1800B  
Distance: 7.991 m  
Humidity: 58  
Inspector:

## Lum Limit Curve

Dazzle	Quality	Illuminance (lx)							
		2000	1000	500	<=300				
1.15	A	2000	1000	500	<=300				
1.50	B		2000	1000	500	<=300			
1.85	C			2000	1000	500	<=300		
2.20	D				2000	1000	500	<=300	
2.55	E					2000	1000	500	<=300




L(cd/sq.m)	G45	G50	G55	G60	G65	G70	G75	G80	G85
C0	204	61	46	40	31	20	13	8	0
C90	131	49	44	37	27	18	19	6	0
C180	93	50	43	35	25	16	10	0	0
C270	162	55	45	38	27	17	17	0	0

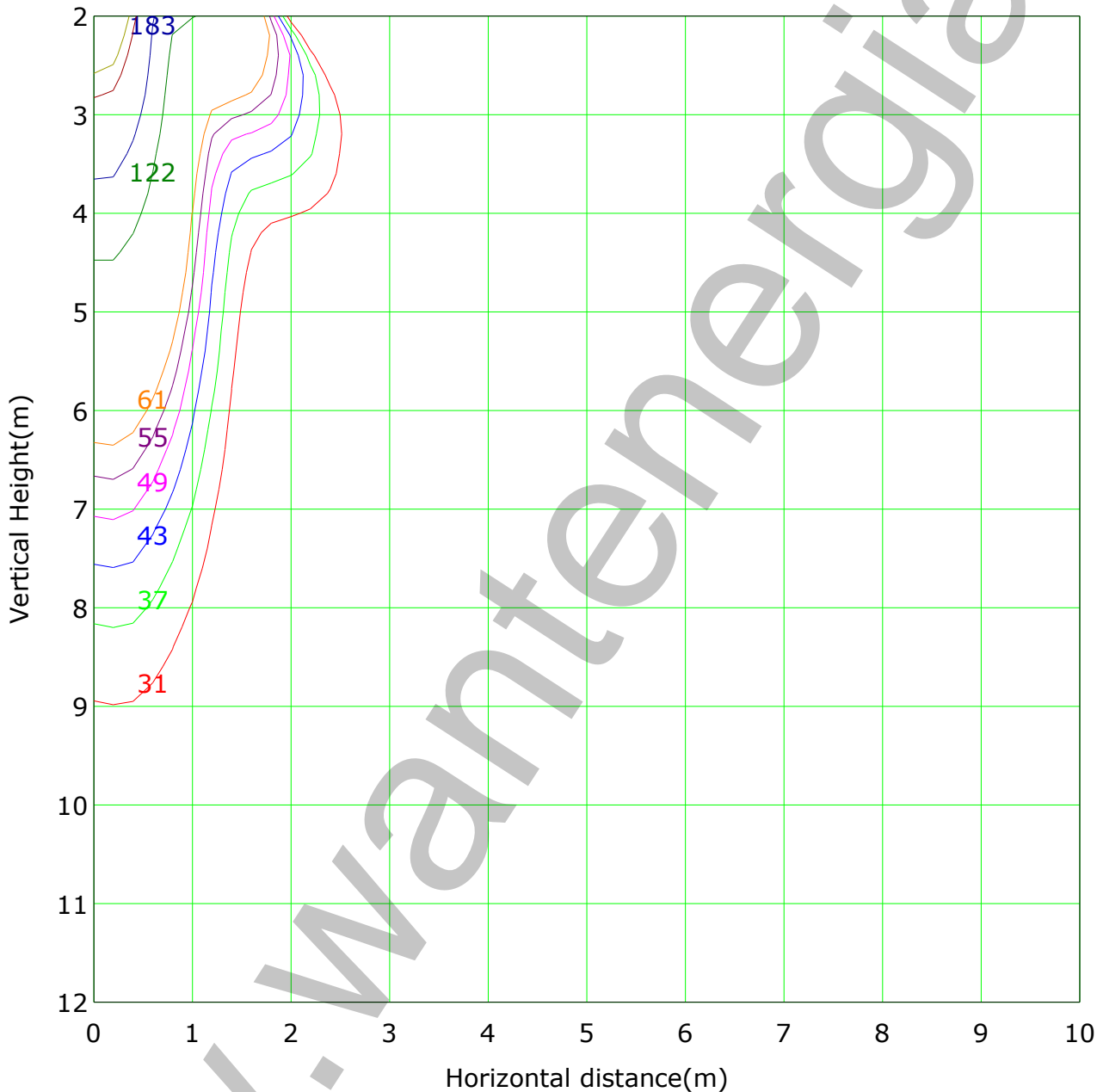
C Plane (°):0.0-360.0: 45.0  
Test Lab: Inventfine instruments  
Test Type: TYPE C  
Temperature: 26  
Operator: Jacky tang

Gamma Plane (°):0.0-180.0:1.0  
Test Device: GPM-1800B  
Distance: 7.991 m  
Humidity: 58  
Inspector:

## Illuminance at a Distance



## Vertical IsoLux Plot



Lowest(m): 2.0m	Highest(m): 12.0m	Max Lux: 611.3 lx
( 5%): 30.6 lx	( 6%): 36.7 lx	
( 7%): 42.8 lx	( 8%): 48.9 lx	
( 9%): 55.0 lx	( 10%): 61.1 lx	
( 20%): 122.3 lx	( 30%): 183.4 lx	
( 50%): 305.6 lx	( 60%): 366.8 lx	


C Plane (°):0.0-360.0: 45.0  
Test Lab: Inventfine instruments  
Test Type: TYPE C  
Temperature: 26  
Operator: Jacky tang

Gamma Plane (°):0.0-180.0:1.0  
Test Device: GPM-1800B  
Distance: 7.991 m  
Humidity: 58  
Inspector:



## The Average Illuminance Effective Figure

Flux Out: 201.77lm



Height

Avg./Nadir. E

Beam Angle: 22.3°

Diameter / Area

## UGR Table

Reflectance:										
Ceiling (cavity)	0.7	0.7	0.5	0.5	0.3	0.7	0.7	0.5	0.5	0.3
Wall	0.5	0.3	0.5	0.3	0.3	0.5	0.3	0.5	0.3	0.3
Reference plane	0.2	0.2	0.2	0.2	0.2	0.2	0.2	0.2	0.2	0.2
Room dimensions	Viewed crosswise					Viewed endwise				
X=2H Y=2H	-1.\$	-1.\$	-1.\$	-1.\$	-1.\$	-1.\$	-1.\$	-1.\$	-1.\$	-1.\$
3H	-1.\$	-1.\$	-1.\$	-1.\$	-1.\$	-1.\$	-1.\$	-1.\$	-1.\$	-1.\$
4H	-1.\$	-1.\$	-1.\$	-1.\$	-1.\$	-1.\$	-1.\$	-1.\$	-1.\$	-1.\$
6H	-1.\$	-1.\$	-1.\$	-1.\$	-1.\$	-1.\$	-1.\$	-1.\$	-1.\$	-1.\$
8H	-1.\$	-1.\$	-1.\$	-1.\$	-1.\$	-1.\$	-1.\$	-1.\$	-1.\$	-1.\$
12H	-1.\$	-1.\$	-1.\$	-1.\$	-1.\$	-1.\$	-1.\$	-1.\$	-1.\$	-1.\$
X=4H Y=2H	-1.\$	-1.\$	-1.\$	-1.\$	-1.\$	-1.\$	-1.\$	-1.\$	-1.\$	-1.\$
3H	-1.\$	-1.\$	-1.\$	-1.\$	-1.\$	-1.\$	-1.\$	-1.\$	-1.\$	-1.\$
4H	-1.\$	-1.\$	-1.\$	-1.\$	-1.\$	-1.\$	-1.\$	-1.\$	-1.\$	-1.\$
6H	-1.\$	-1.\$	-1.\$	-1.\$	-1.\$	-1.\$	-1.\$	-1.\$	-1.\$	-1.\$
8H	-1.\$	-1.\$	-1.\$	-1.\$	-1.\$	-1.\$	-1.\$	-1.\$	-1.\$	-1.\$
12H	-1.\$	-1.\$	-1.\$	-1.\$	-1.\$	-1.\$	-1.\$	-1.\$	-1.\$	-1.\$
X=8H Y=4H	-1.\$	-1.\$	-1.\$	-1.\$	-1.\$	-1.\$	-1.\$	-1.\$	-1.\$	-1.\$
6H	-1.\$	-1.\$	-1.\$	-1.\$	-1.\$	-1.\$	-1.\$	-1.\$	-1.\$	-1.\$
8H	-1.\$	-1.\$	-1.\$	-1.\$	-1.\$	-1.\$	-1.\$	-1.\$	-1.\$	-1.\$
12H	-1.\$	-1.\$	-1.\$	-1.\$	-1.\$	-1.\$	-1.\$	-1.\$	-1.\$	-1.\$
X=12H Y=4H	-1.\$	-1.\$	-1.\$	-1.\$	-1.\$	-1.\$	-1.\$	-1.\$	-1.\$	-1.\$
6H	-1.\$	-1.\$	-1.\$	-1.\$	-1.\$	-1.\$	-1.\$	-1.\$	-1.\$	-1.\$
8H	-1.\$	-1.\$	-1.\$	-1.\$	-1.\$	-1.\$	-1.\$	-1.\$	-1.\$	-1.\$
Variations with the observer position at spacings:										
S=1.0H						-1.\$/-1.\$				
S=1.5H						-1.\$/-1.\$				
S=2.0H						-1.\$/-1.\$				

Calculate in accordance with CIE Pub.117. The table is revised with  $1261lm$  ( $8\log(F/F_0) = 0.8$ ).

C Plane (°):0.0-360.0: 45.0  
Test Lab: Inventfine instruments  
Test Type: TYPE C  
Temperature: 26  
Operator: Jacky tang

Gamma Plane (°):0.0-180.0:1.0  
Test Device: GPM-1800B  
Distance: 7.991 m  
Humidity: 58  
Inspector:

## Candlepower Table

Unit: cd

G\C	C0.0	C45.0	C90.0	C135.0	C180.0	C225.0	C270.0	C315.0	C360.0
G0.0	2445.1	2430.0	2421.7	2396.8	2445.1	2430.0	2421.7	2396.8	2445.1
G1.0	2471.0	2415.4	2372.9	2330.4	2377.0	2397.6	2423.3	2429.8	2471.0
G2.0	2469.4	2381.0	2291.1	2224.7	2279.0	2326.1	2379.1	2416.9	2469.4
G3.0	2440.2	2315.1	2189.1	2119.1	2169.9	2237.1	2307.8	2363.7	2440.2
G4.0	2349.7	2208.1	2078.7	2001.8	2046.7	2122.9	2215.6	2285.6	2349.7
G5.0	2240.0	2089.4	1947.2	1865.7	1904.4	1995.3	2094.8	2176.6	2240.0
G6.0	2113.6	1954.1	1820.8	1730.7	1764.3	1853.8	1975.7	2059.6	2113.6
G7.0	1981.7	1821.4	1685.1	1593.0	1621.9	1718.2	1846.3	1929.4	1981.7
G8.0	1842.0	1680.0	1544.1	1451.7	1484.2	1586.7	1700.9	1781.4	1842.0
G9.0	1691.8	1540.8	1401.5	1317.1	1346.4	1451.7	1556.8	1643.7	1691.8
G10.0	1536.2	1394.2	1274.0	1188.6	1229.8	1317.2	1426.1	1493.3	1536.2
G11.0	1403.3	1269.5	1148.1	1085.0	1125.5	1204.8	1300.1	1356.9	1403.3
G12.0	1278.9	1154.1	1044.9	982.6	1023.1	1099.5	1162.1	1229.8	1278.9
G13.0	1146.2	1045.3	947.0	895.7	939.2	993.8	1049.3	1112.6	1146.2
G14.0	1040.8	945.5	864.9	823.4	860.6	912.5	957.3	1010.1	1040.8
G15.0	947.8	857.7	793.5	769.0	803.0	836.3	873.0	910.1	947.8
G16.0	863.8	789.9	746.2	720.1	750.0	778.6	806.3	834.5	863.8
G17.0	798.1	738.7	708.1	683.6	712.5	730.7	746.4	771.3	798.1
G18.0	742.2	699.6	678.0	660.2	681.7	697.1	697.0	718.8	742.2
G19.0	699.7	669.1	656.7	642.9	661.5	668.8	663.9	671.5	699.7
G20.0	665.3	647.3	645.4	635.3	650.4	650.2	640.4	641.3	665.3
G21.0	637.7	635.8	636.7	630.5	646.0	640.4	623.9	620.9	637.7
G22.0	622.2	624.7	633.7	628.4	645.9	634.6	615.7	607.9	622.2
G23.0	613.2	619.3	631.4	629.5	647.6	634.0	612.6	599.9	613.2
G24.0	611.6	621.2	634.0	629.5	650.3	636.7	611.3	598.5	611.6
G25.0	616.9	624.7	632.6	629.1	650.8	637.0	612.6	601.5	616.9
G26.0	618.3	626.7	633.5	630.0	649.8	639.2	612.2	604.0	618.3
G27.0	622.5	628.8	631.8	627.4	648.5	641.8	614.5	606.9	622.5
G28.0	625.3	629.7	627.1	623.0	642.4	639.2	613.2	609.6	625.3
G29.0	626.1	626.3	620.5	612.7	631.5	635.5	616.2	609.4	626.1
G30.0	628.0	621.3	608.6	602.2	619.0	625.9	613.5	611.3	628.0
G31.0	622.6	608.7	597.5	588.4	604.4	616.6	611.5	607.1	622.6
G32.0	613.4	596.2	579.4	569.2	584.1	599.0	604.6	605.3	613.4
G33.0	606.1	577.5	560.9	549.6	562.5	577.5	586.5	595.2	606.1
G34.0	587.2	556.9	541.2	529.7	542.4	557.5	570.5	578.3	587.2
G35.0	567.6	538.5	521.9	507.1	520.7	535.4	548.2	561.0	567.6
G36.0	549.4	519.4	507.0	494.7	503.0	511.4	524.6	537.4	549.4

C Plane (°):0.0-360.0: 45.0  
Test Lab: Inventfine instruments  
Test Type: TYPE C  
Temperature: 26  
Operator: Jacky tang

Gamma Plane (°):0.0-180.0:1.0  
Test Device: GPM-1800B  
Distance: 7.991 m  
Humidity: 58  
Inspector:

## Candlepower Table (Continue 1)

Unit: cd

G\C	C0.0	C45.0	C90.0	C135.0	C180.0	C225.0	C270.0	C315.0	C360.0
G37.0	525.5	504.8	490.7	473.5	482.7	492.3	508.2	515.7	525.5
G38.0	506.3	486.1	470.9	450.8	452.2	471.9	490.5	499.8	506.3
G39.0	492.0	463.5	443.2	411.7	412.7	437.5	469.0	483.8	492.0
G40.0	469.2	430.9	399.6	366.8	364.7	394.3	436.9	457.8	469.2
G41.0	430.0	384.9	346.1	315.0	302.7	341.8	385.1	420.3	430.0
G42.0	384.9	329.4	292.3	258.5	242.2	283.2	330.4	372.2	384.9
G43.0	329.9	272.3	235.6	198.8	183.5	226.1	274.5	318.3	329.9
G44.0	263.2	213.8	182.6	146.9	134.0	168.4	219.7	256.2	263.2
G45.0	203.7	160.9	130.7	102.9	93.1	117.4	162.5	200.2	203.7
G46.0	149.7	113.2	93.9	78.3	72.1	84.1	115.5	147.6	149.7
G47.0	107.0	84.4	73.6	64.4	61.6	67.7	83.6	102.3	107.0
G48.0	80.2	68.5	64.8	59.5	57.3	60.6	67.8	77.1	80.2
G49.0	66.6	62.3	58.3	51.2	50.6	55.3	60.8	65.5	66.6
G50.0	60.9	52.9	49.0	48.9	49.5	50.5	55.2	59.5	60.9
G51.0	52.5	49.7	48.2	47.8	48.1	49.4	49.3	51.9	52.5
G52.0	49.7	48.2	47.5	46.4	47.2	48.4	48.3	49.2	49.7
G53.0	48.7	47.6	46.4	45.3	45.8	46.9	46.9	47.8	48.7
G54.0	47.2	46.4	45.4	44.0	44.5	45.5	45.9	46.9	47.2
G55.0	46.0	44.8	43.7	42.8	43.4	44.2	44.6	45.7	46.0
G56.0	44.8	44.1	42.4	41.6	42.0	42.8	43.7	44.3	44.8
G57.0	44.1	42.6	41.3	39.4	40.5	41.0	42.6	43.3	44.1
G58.0	42.3	41.6	39.5	37.9	39.0	39.6	41.1	41.9	42.3
G59.0	41.0	40.6	38.3	36.8	37.6	38.5	39.7	40.1	41.0
G60.0	39.9	38.9	37.0	35.0	35.2	36.5	38.3	38.9	39.9
G61.0	38.3	35.8	34.8	32.7	32.7	34.4	35.8	36.6	38.3
G62.0	36.0	32.9	32.5	30.8	30.4	32.6	32.9	34.2	36.0
G63.0	34.2	30.9	30.6	29.2	28.3	30.3	30.8	31.8	34.2
G64.0	32.9	29.2	28.5	27.3	26.6	28.6	28.4	30.0	32.9
G65.0	30.9	27.3	26.9	25.3	24.6	26.2	26.7	27.9	30.9
G66.0	29.0	26.1	24.9	23.2	22.7	24.0	25.0	26.1	29.0
G67.0	26.7	24.0	23.1	21.3	20.8	21.7	22.6	24.2	26.7
G68.0	24.0	22.5	21.0	19.3	19.2	19.6	20.8	21.9	24.0
G69.0	22.0	20.7	19.3	18.0	17.5	18.4	18.8	19.7	22.0
G70.0	19.9	18.4	18.2	16.8	16.2	17.0	17.1	18.1	19.9
G71.0	18.5	17.8	16.7	15.2	14.9	15.6	16.1	16.8	18.5
G72.0	17.1	16.7	15.6	14.1	13.8	14.4	15.3	15.3	17.1
G73.0	15.7	15.2	19.6	13.1	12.6	13.2	19.5	14.0	15.7

C Plane (°):0.0-360.0: 45.0  
Test Lab: Inventfine instruments  
Test Type: TYPE C  
Temperature: 26  
Operator: Jacky tang

Gamma Plane (°):0.0-180.0:1.0  
Test Device: GPM-1800B  
Distance: 7.991 m  
Humidity: 58  
Inspector:

## Candlepower Table (Continue 2)

Unit: cd

G\C	C0.0	C45.0	C90.0	C135.0	C180.0	C225.0	C270.0	C315.0	C360.0
G74.0	14.6	14.3	19.9	12.2	11.7	12.2	18.7	12.7	14.6
G75.0	13.3	12.9	18.8	10.9	10.1	10.9	17.0	11.7	13.3
G76.0	12.1	11.6	17.0	10.0	9.7	9.8	15.2	10.4	12.1
G77.0	11.0	10.6	15.3	8.7	8.3	8.7	13.6	9.2	11.0
G78.0	10.3	9.5	13.1	7.7	6.9	7.6	8.7	8.2	10.3
G79.0	9.1	8.0	7.8	6.4	5.2	5.9	6.5	7.3	9.1
G80.0	7.6	6.6	6.0	0.0	0.0	0.0	0.0	5.9	7.6
G81.0	5.9	4.9	0.0	0.0	0.0	0.0	0.0	0.0	5.9
G82.0	0.0	0.0	0.0	0.0	0.0	0.0	0.0	0.0	0.0
G83.0	0.0	0.0	0.0	0.0	0.0	0.0	0.0	0.0	0.0
G84.0	0.0	0.0	0.0	0.0	0.0	0.0	0.0	0.0	0.0
G85.0	0.0	0.0	0.0	0.0	0.0	0.0	0.0	0.0	0.0
G86.0	0.0	0.0	0.0	0.0	0.0	0.0	0.0	0.0	0.0
G87.0	0.0	0.0	0.0	0.0	0.0	0.0	0.0	0.0	0.0
G88.0	0.0	0.0	0.0	0.0	0.0	0.0	0.0	0.0	0.0
G89.0	0.0	0.0	0.0	0.0	0.0	0.0	0.0	0.0	0.0
G90.0	0.0	0.0	0.0	0.0	0.0	0.0	0.0	0.0	0.0
G91.0	0.0	0.0	0.0	0.0	0.0	0.0	0.0	0.0	0.0
G92.0	0.0	0.0	0.0	0.0	0.0	0.0	0.0	0.0	0.0
G93.0	0.0	0.0	0.0	0.0	0.0	0.0	0.0	0.0	0.0
G94.0	0.0	0.0	0.0	0.0	0.0	0.0	0.0	0.0	0.0
G95.0	0.0	0.0	0.0	0.0	0.0	0.0	0.0	0.0	0.0
G96.0	0.0	0.0	0.0	0.0	0.0	0.0	0.0	0.0	0.0
G97.0	0.0	0.0	0.0	0.0	0.0	0.0	0.0	0.0	0.0
G98.0	0.0	0.0	0.0	0.0	0.0	0.0	0.0	0.0	0.0
G99.0	0.0	0.0	0.0	0.0	0.0	0.0	0.0	0.0	0.0
G100.0	0.0	0.0	0.0	0.0	0.0	0.0	0.0	0.0	0.0
G101.0	0.0	0.0	0.0	0.0	0.0	0.0	0.0	0.0	0.0
G102.0	0.0	0.0	0.0	0.0	0.0	0.0	0.0	0.0	0.0
G103.0	0.0	0.0	0.0	0.0	0.0	0.0	0.0	0.0	0.0
G104.0	0.0	0.0	0.0	0.0	0.0	0.0	0.0	0.0	0.0
G105.0	0.0	0.0	0.0	0.0	0.0	0.0	0.0	0.0	0.0
G106.0	0.0	0.0	0.0	0.0	0.0	0.0	0.0	0.0	0.0
G107.0	0.0	0.0	0.0	0.0	0.0	0.0	0.0	0.0	0.0
G108.0	0.0	0.0	0.0	0.0	0.0	0.0	0.0	0.0	0.0
G109.0	0.0	0.0	0.0	0.0	0.0	0.0	0.0	0.0	0.0
G110.0	0.0	0.0	0.0	0.0	0.0	0.0	0.0	0.0	0.0

C Plane (°):0.0-360.0: 45.0  
Test Lab: Inventfine instruments  
Test Type: TYPE C  
Temperature: 26  
Operator: Jacky tang

Gamma Plane (°):0.0-180.0:1.0  
Test Device: GPM-1800B  
Distance: 7.991 m  
Humidity: 58  
Inspector:

## Candlepower Table (Continue 3)

Unit: cd

G\C	C0.0	C45.0	C90.0	C135.0	C180.0	C225.0	C270.0	C315.0	C360.0
G111.0	0.0	0.0	0.0	0.0	0.0	0.0	0.0	0.0	0.0
G112.0	0.0	0.0	0.0	0.0	0.0	0.0	0.0	0.0	0.0
G113.0	0.0	0.0	0.0	0.0	0.0	0.0	0.0	0.0	0.0
G114.0	0.0	0.0	0.0	0.0	0.0	0.0	0.0	0.0	0.0
G115.0	0.0	0.0	0.0	0.0	0.0	0.0	0.0	0.0	0.0
G116.0	0.0	0.0	0.0	0.0	0.0	0.0	0.0	0.0	0.0
G117.0	0.0	0.0	0.0	0.0	0.0	0.0	0.0	0.0	0.0
G118.0	0.0	0.0	0.0	0.0	0.0	0.0	0.0	0.0	0.0
G119.0	0.0	0.0	0.0	0.0	0.0	0.0	0.0	0.0	0.0
G120.0	0.0	0.0	0.0	0.0	0.0	0.0	0.0	0.0	0.0
G121.0	0.0	0.0	0.0	0.0	0.0	0.0	0.0	0.0	0.0
G122.0	0.0	0.0	0.0	0.0	0.0	0.0	0.0	0.0	0.0
G123.0	0.0	0.0	0.0	0.0	0.0	0.0	0.0	0.0	0.0
G124.0	0.0	0.0	0.0	0.0	0.0	0.0	0.0	0.0	0.0
G125.0	0.0	0.0	0.0	0.0	0.0	0.0	0.0	0.0	0.0
G126.0	0.0	0.0	0.0	0.0	0.0	0.0	0.0	0.0	0.0
G127.0	0.0	0.0	0.0	0.0	0.0	0.0	0.0	0.0	0.0
G128.0	0.0	0.0	0.0	0.0	0.0	0.0	0.0	0.0	0.0
G129.0	0.0	0.0	0.0	0.0	0.0	0.0	0.0	0.0	0.0
G130.0	0.0	0.0	0.0	0.0	0.0	0.0	0.0	0.0	0.0
G131.0	0.0	0.0	0.0	0.0	0.0	0.0	0.0	0.0	0.0
G132.0	0.0	0.0	0.0	0.0	0.0	0.0	0.0	0.0	0.0
G133.0	0.0	0.0	0.0	0.0	0.0	0.0	0.0	0.0	0.0
G134.0	0.0	0.0	0.0	0.0	0.0	0.0	0.0	0.0	0.0
G135.0	0.0	0.0	0.0	0.0	0.0	0.0	0.0	0.0	0.0
G136.0	0.0	0.0	0.0	0.0	0.0	0.0	0.0	0.0	0.0
G137.0	0.0	0.0	0.0	0.0	0.0	0.0	0.0	0.0	0.0
G138.0	0.0	0.0	0.0	0.0	0.0	0.0	0.0	0.0	0.0
G139.0	0.0	0.0	0.0	0.0	0.0	0.0	0.0	0.0	0.0
G140.0	0.0	0.0	4.8	0.0	0.0	0.0	0.0	0.0	0.0
G141.0	0.0	0.0	0.0	0.0	0.0	0.0	0.0	0.0	0.0
G142.0	0.0	0.0	0.0	0.0	0.0	0.0	0.0	0.0	0.0
G143.0	0.0	0.0	4.9	4.8	0.0	0.0	0.0	0.0	0.0
G144.0	0.0	0.0	4.9	5.3	0.0	0.0	0.0	0.0	0.0
G145.0	0.0	0.0	5.2	5.2	0.0	0.0	0.0	0.0	0.0
G146.0	0.0	0.0	5.6	5.3	0.0	0.0	0.0	0.0	0.0
G147.0	0.0	0.0	5.8	5.4	0.0	0.0	0.0	0.0	0.0

C Plane (°):0.0-360.0: 45.0  
Test Lab: Inventfine instruments  
Test Type: TYPE C  
Temperature: 26  
Operator: Jacky tang

Gamma Plane (°):0.0-180.0:1.0  
Test Device: GPM-1800B  
Distance: 7.991 m  
Humidity: 58  
Inspector:

### Candlepower Table (Continue 4)

Unit: cd

G\C	C0.0	C45.0	C90.0	C135.0	C180.0	C225.0	C270.0	C315.0	C360.0
G148.0	0.0	0.0	5.7	5.7	0.0	0.0	0.0	0.0	0.0
G149.0	0.0	4.8	5.6	5.6	0.0	0.0	0.0	0.0	0.0
G150.0	0.0	4.9	5.2	5.2	0.0	0.0	0.0	0.0	0.0
G151.0	0.0	5.1	5.1	5.2	0.0	0.0	0.0	0.0	0.0
G152.0	0.0	5.1	5.1	5.6	0.0	0.0	0.0	0.0	0.0
G153.0	4.9	5.1	4.9	5.4	0.0	0.0	0.0	0.0	4.9
G154.0	4.9	5.3	5.3	5.9	0.0	0.0	0.0	0.0	4.9
G155.0	5.4	5.6	5.7	6.2	0.0	0.0	0.0	0.0	5.4
G156.0	5.4	5.9	5.8	6.0	0.0	0.0	0.0	0.0	5.4
G157.0	5.9	6.0	5.7	6.4	0.0	0.0	0.0	0.0	5.9
G158.0	6.4	6.3	6.0	6.6	0.0	0.0	0.0	0.0	6.4
G159.0	6.4	6.4	6.2	6.8	0.0	0.0	0.0	0.0	6.4
G160.0	6.5	6.5	6.4	6.9	0.0	0.0	0.0	0.0	6.5
G161.0	6.8	6.6	6.5	7.1	0.0	0.0	0.0	0.0	6.8
G162.0	6.8	7.0	6.6	7.5	0.0	0.0	0.0	0.0	6.8
G163.0	6.9	7.0	6.8	7.5	0.0	4.8	0.0	0.0	6.9
G164.0	7.3	7.3	7.1	7.0	0.0	0.0	0.0	0.0	7.3
G165.0	7.4	7.1	7.3	7.1	0.0	0.0	0.0	0.0	7.4
G166.0	7.5	7.4	7.3	7.5	0.0	0.0	0.0	0.0	7.5
G167.0	7.6	7.3	7.0	7.3	0.0	0.0	0.0	4.8	7.6
G168.0	7.4	7.3	6.6	7.1	0.0	5.1	0.0	5.1	7.4
G169.0	7.1	7.3	6.5	6.9	0.0	5.1	0.0	5.1	7.1
G170.0	7.3	7.1	6.0	6.8	0.0	5.2	4.9	4.9	7.3
G171.0	7.1	6.9	6.0	6.5	0.0	5.3	4.9	5.1	7.1
G172.0	6.9	6.4	5.9	6.4	0.0	5.2	5.1	5.1	6.9
G173.0	6.5	6.4	5.8	6.2	4.8	5.2	4.9	5.1	6.5
G174.0	6.5	6.3	5.6	5.9	0.0	4.9	5.1	4.9	6.5
G175.0	6.3	6.0	5.6	5.4	4.9	5.1	5.3	4.9	6.3
G176.0	6.3	5.8	5.2	5.6	4.8	4.9	5.2	0.0	6.3
G177.0	6.0	5.8	5.1	5.4	5.1	4.9	5.2	5.2	6.0
G178.0	5.9	5.9	4.9	5.3	5.2	5.1	4.9	5.3	5.9
G179.0	5.6	6.0	4.8	5.4	5.3	5.2	4.9	5.2	5.6
G180.0	5.9	5.6	5.1	5.2	5.4	5.2	5.2	5.6	5.9

C Plane (°):0.0-360.0: 45.0  
Test Lab: Inventfine instruments  
Test Type: TYPE C  
Temperature: 26  
Operator: Jacky tang

Gamma Plane (°):0.0-180.0:1.0  
Test Device: GPM-1800B  
Distance: 7.991 m  
Humidity: 58  
Inspector: